


What's in a Play?




Name: _____

Instructions: Look at each vocabulary word. Why is this word an important part of a play? Write your response in the second column. Provide an example of the word in the last column.

Vocabulary Word	What role does this person or object have in a drama?	Provide a specific example
actor		
actress		
script		
act		
scene		
dialogue		
playwright		
audience		
characters		
star		
parenthesis		
colon		
rehearsal		

Label the Play!



Name: _____

Instructions: Read the lines from the play and then write a title for the play at the top. Next, use the words from the word bank to label all of the parts of the play. Use words from the word bank to complete the sentences.

Word Bank		
rehearsal	colon	character
star	parenthesis	scene
playwright	dialogue	actors
act	script	actresses

_____ 1
_____ 1



Mom: What is wrong Shelly? You look like you're not feeling very well today!


Shelly (moaning): My stomach really, really hurts, Mom! Even worse, our field trip is
_____ today and I don't want to miss it!



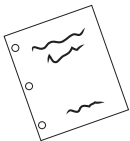
The person who writes a play is a _____.




The people who perform in a play are _____ and _____.



People practice the play in a _____.




The text used in a play is called a _____.



The _____ of a play can also be called a hero!

Play Planner



Name: _____

Instructions: Use the space below to make plans for the first act of your play. At the bottom of the worksheet, get started on writing the lines and script for your play. Continue the script in your journal or notebook.

Play title: _____

Who are the characters in your play?

Character #1	
Character #2	
Character #3	

Setting: _____

Problem: _____

Resolution: _____

Act One

Write brief notes about what you envision for each scene including main events, props, etc.

Scene #1	Scene #2	Scene #3

Script

Act One

Scene 1

_____ (_____): _____

_____ :

_____ :

Cast of Characters

Narrator
Tad
Ashlee
Marcus
Joanne

**Reader's Theater:
4th of July**

On the 4th of July, four friends gathered to watch fireworks near the river.

Narrator: Four friends met at the common area in the apartment complex. The sun was shining, the pool water glistened in the sun, and the friends were cheerful as they celebrated Independence Day.

Ashlee: Let's play a game of volleyball! Then it will be time to eat. Tad can grill the hot dogs for us.

Marcus: (jokingly) Are you ready to lose?

Joanne: Game on! Girls against boys. Watch out, guys. You should be scared.

Narrator: The friends played volleyball on the sand volleyball court. They worked up an appetite and were ready to eat dinner.

Tad: All right! It's time for dinner. I'll fire up the grill and then make these hot dogs. Then we can clean up and go see the fireworks.

Joanne: I like that plan. I'll get the rest of the food organized. Marcus, will you help too?

Marcus: Sure thing. If we do this right, it will be easy to clean up. We can eat quickly and get a great spot to watch the fireworks.

Tad: Uh oh. I think we have a problem.

Ashlee: (with her eyes wide) That's not what I like to hear. Please tell me you didn't burn the hot dogs. I was really looking forward to my 4th of July hot dog dinner!

Tad: Well, are hot dogs supposed to be this color? I guess you could say I burned them. I'm really sorry. I looked away for a minute, and then they burned. We didn't pack extra either.

Marcus: It's okay. Please don't cry, Ashlee! We can fix this.

Joanne: I have an idea! We can make a new 4th of July tradition. This will be way more fun than eating hot dogs. Hot dogs are boring!

Narrator: Joanne and Marcus gathered all of the chips, cookies, and other snacks together in the center of the picnic table. They gave each friend a hot dog bun.

Joanne: Here is our new tradition. Everyone fill up your hot dog bun with as much food as you can. We can see who creates the yummiest dinner. Go!

Narrator: The friends filled up their hot dog buns with sweets and snacks.

Ashlee: (laughing) Wow! This tradition is awesome! Thank you for making lemonade out of lemons.

Name: _____

Date: _____

Directions: Answer the questions below.

1. Put the events of the drama in the correct order below. Label each event with a number from 1-5. The first event has been done for you.

_____ Ashlee suggests that they play volleyball.

1 The friends gather in the common area.

_____ Tad burns the hotdogs.

_____ Joanne teaches the friends how to make their new dinner.

_____ Joanne and Marcus set up the table.

2. The cast of characters tells the reader _____

3. What lesson does this drama teach?

4. Which words best describe Ashlee? Circle two.

glamorous active hateful unfair grateful

5. Which words best describe Joanne? Circle two.

helpful unsure clever concerned rough

6. Draw a scene from the drama in the space below. Then, write one sentence on the lines about what is happening in the scene.
